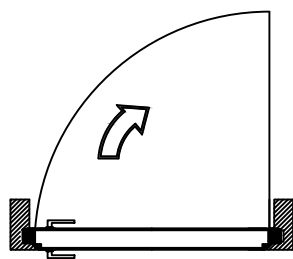
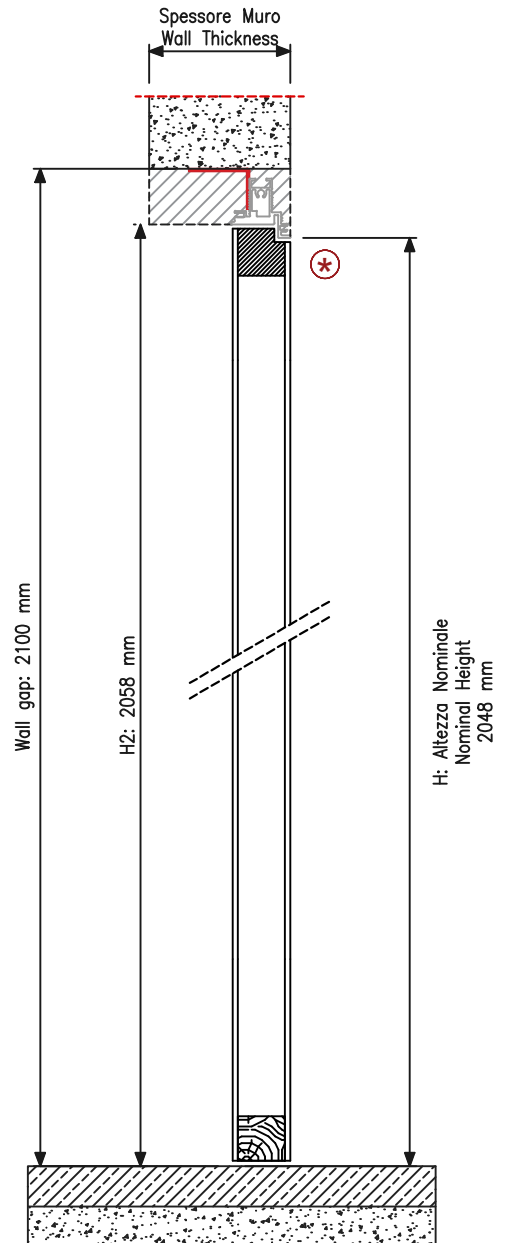
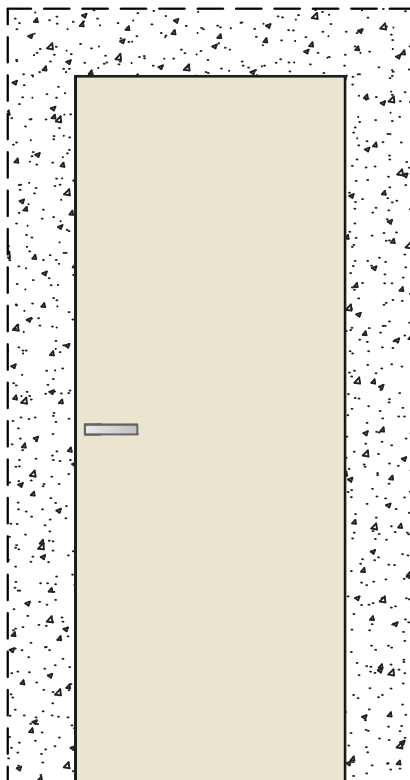
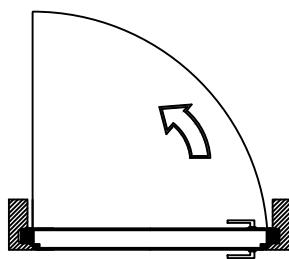


mod. "Polaris"

NOTE DISEGNO: tutti i particolari non quotati sono puramente indicativi; tolleranze prodotto +/-2mm



Spingere Destra
Push Opening Right



Spingere Sinistra
Push Opening Left

Interno
Internal side

Wall gap: 700/800/900 mm

L2: 680/780/880 mm

Spessore Muro
Wall Thickness

43

Esterno
External side

L: Larghezza Nominale
Nominal Width
596/696/796 mm

⊛ Complanarità: tolleranza ± 0.5 mm